

Freestyle with Avery

Activity Guide

Table of Contents

Discussion Activity 1: Safety First

Discussion Activity 2: Withholding Information

Writing Activity 1: Stating an Opinion

Writing Activity 2: Projecting into the Future


Art Activity 1: Comic Book Cover

Art Activity 2: Magnetic Auto Sticker

Research Activity 1: Family Traits

Research Activity 2: The Name Game

Discussion 1: Safety First



“My parents told me to always ask them about plans in private. It was just one of the parent rule thingies.”
Freestyle with Avery p. 132


Supplies:

- Pencil
- Paper
- Parents

Remember that parents have the responsibility for a child’s safety. Write a list of questions you think your parent(s) might want answered before giving you permission to go on a proposed museum trip. Questions such as: “Who is going with you? How will you get there? What are the emergency numbers they might need?” Discuss this list with a parent and see what your parent would like to add to the list of questions.

Beacon Street Girls -Educator's Guide – Freestyle with Avery

Art Activity 1: **Comic Book Cover**



“I pictured Marty on a snowboard cruising down the slopes with his tiny paws out and ears flying. Of course, he wore tiny goggles and a tiny jester hat like Dad’s with a big pom-pom, along with his Snurfer Sweater.”


-Freestyle with Avery p.128

Supplies:

- Paper
- Colored pencils
- Markers or crayons

Draw a comic book cover for a comic named “Marty, the Snurferdog!” Check with books on cartooning or with a book on drawing dogs. Use black markers or crayons to outline the shapes, and use colored pencils to fill in bright colors. Don’t forget to include the logo for your publishing company and, of course, the cost of your comic.

Art Activity 2: Magnetic Auto Sticker




“The door of the Snurfmobile had the ATS sports logo printed on it. ATS, the name of Dad’s store, stood for Avery-Tim-Scott--the three most rockin’ boarders in Colorado, naturally! The bumper sticker situation on Dad’s van was seriously out of control. The back door was almost completely covered with decals of snowboards, skis, canoes, and slogans like, ‘Surf Colorado’ and ‘The Snurfer Competition—Are you shreddy?’”
-Freestyle with Avery p.14

Supplies:

- Magnetic white vinyl sheets from a craft store
- Scissors
- Paints
- Brushes
- Permanent markers

Design a logo or sticker for your family vehicle to reflect a family interest. Then draw your design on a magnetic vinyl sheet using a black permanent marker. Use paints to fill in the drawings. When it is completely dry, cut out your logo and stick it on your car. Don’t worry, your magnetic sticker is removable.

Research Activity 2: The Name Game



“Kazie, Tessa, and Siobhan were already in line at the counter.”
-*Freestyle with Avery* p.61

Supplies:

- Books about names

The name Siobhan is an unusual name. What ethnic background does it come from? How is it pronounced? Use baby name books to find names associated with your own or other ethnic roots. Find a girl's name and a boy's name you like from another culture. Look up your own name.

Where does it from? Does it have a special meaning? Talk to your parents to find out how they decided on your name.
